

Accessing a Live Virtual Class


Using Microsoft Teams on a Windows Device



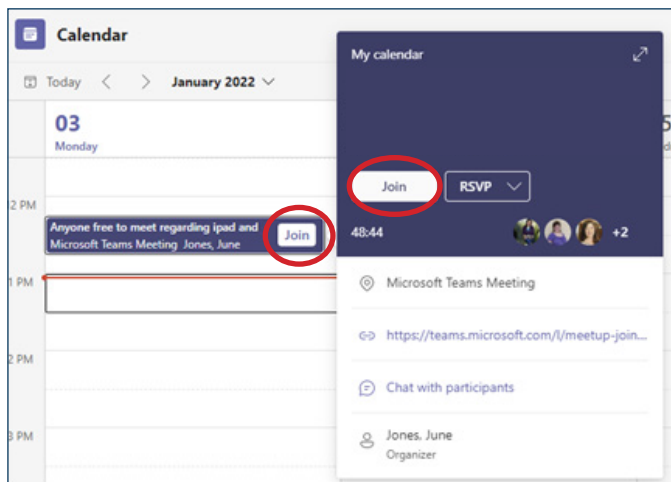
1 Open the **Teams App**.



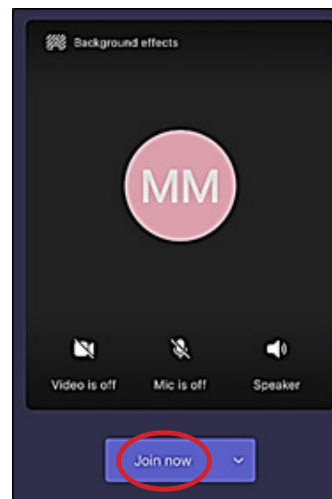
2 On the left sidebar, select the **"Calendar"** icon.



3 Click on the current meeting and select **"Join."**



4 Click the **"Join now"** button.



5 During the meeting, use the toolbar to interact with the teacher.



1. View participants

2. Chat panel

3. Raise hand/reactions

4. More actions

5. Enable or disable video

6. Mute or unmute

7. Share screen

8. Hang up call