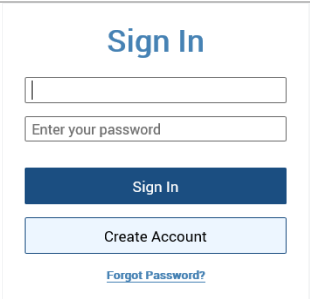
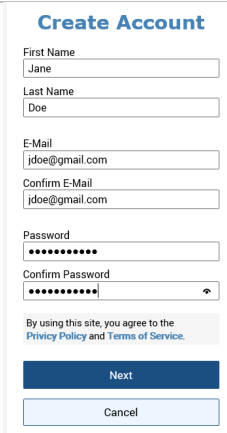
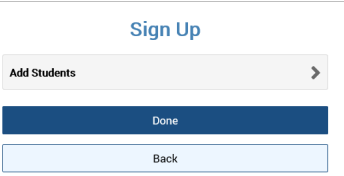



Rycor Account Creation

New Parent Account Instructions

The following steps outline how parents create their account in the Rycor system.

<ol style="list-style-type: none"> Go to www.studentquickpay.com/yorkcountyschools Click on the Create Account button from the home screen 	
<ol style="list-style-type: none"> Begin by entering your name, email and a password for your account. Then click Next. 	
<ol style="list-style-type: none"> Select Add Students 	
<ol style="list-style-type: none"> Enter your student's Student ID and Last Name (<i>your student's ID is available on their Aspen portal page</i>) Click Add Student Repeat <i>steps 5 and 6</i> for multiple student entries or select Done 	
<ol style="list-style-type: none"> Your Rycor page should appear similar to the one to the right. You are now ready to manage your students' payments. 	